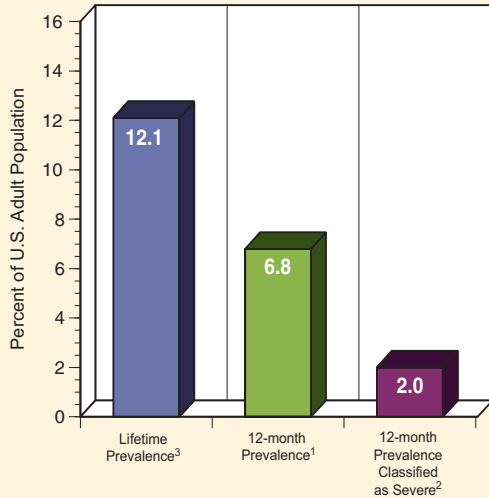


Social Phobia

Prevalence

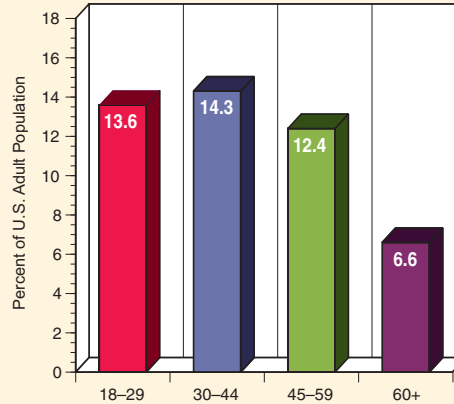
- **12-month Prevalence:** 6.8% of U.S. adult population¹
- **Severe:** 29.9% of these cases (e.g., 2.0% of U.S. adult population) are classified as “severe”²



Demographics

(for lifetime prevalence)⁵

- **Sex:** Not Reported
- **Race:** Not Reported
- **Age:**

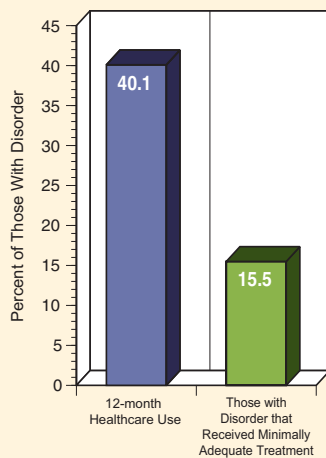


Average Age-of-Onset: 13 years old⁴

Treatment/Services Use⁶

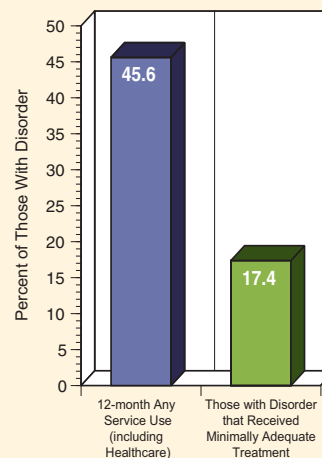
12-month Healthcare Use: 40.1% of those with disorder are receiving treatment

- **Percent Received Minimally Adequate Treatment:** 38.7% of those receiving treatment are receiving minimally adequate treatment (15.5% of those with disorder)



12-month Any Service Use (including Healthcare): 45.6% of those with disorder are receiving treatment

- **Percent Received Minimally Adequate Treatment:** 38.2% of those receiving treatment are receiving minimally adequate treatment (17.4% of those with disorder)



¹Kessler RC, Chiu WT, Demler O, Walters EE. Prevalence, severity, and comorbidity of twelve-month DSM-IV disorders in the National Comorbidity Survey Replication (NCS-R). *Archives of General Psychiatry*. 2005 Jun;62(6):617-27.

²Ibid

³Kessler RC, Berglund PA, Demler O, Jin R, Walters EE. Lifetime prevalence and age-of-onset distributions of DSM-IV disorders in the National Comorbidity Survey Replication (NCS-R). *Archives of General Psychiatry*. 2005 Jun;62(6):593-602.

⁴Ibid

⁵Ibid

⁶Wang PS, Lane M, Olfson M, Pincus HA, Wells KB, Kessler RC. Twelve month use of mental health services in the United States. *Archives of General Psychiatry*. 2005 Jun;62(6):629-640.